

Applications

- Security, pathway and perimeter lighting
- Building entryways and walkways

Features

- Multitude of voltage configurations: 120-277V and 347V
- Sealed die-casting profile for outdoor applications
- Replacing 250-400W MH
- Lumen output from 10900-16400lm
- Polycarbonate optical lens with UV stabilizers
- Built-in UL class 2 driver, optional for photocell
- Easy installation, contractor-friendly design
- UL/cUL listed

HSL DC200SR Series

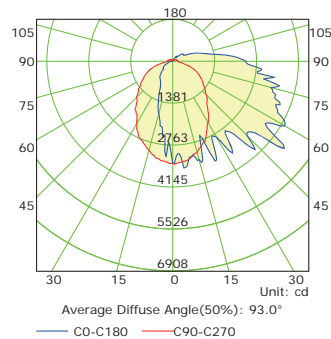
Large LED Wall Pack



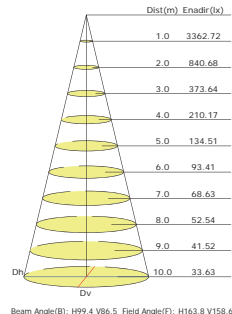
Photometrics

HSL DC200E90W11200LMV50K

Luminous Intensity Distribution Curve

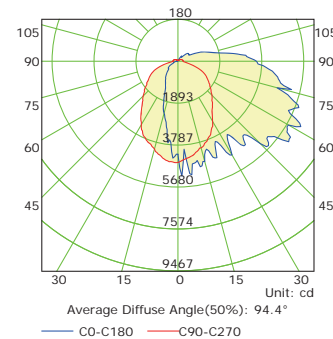


Illuminance at a Distance

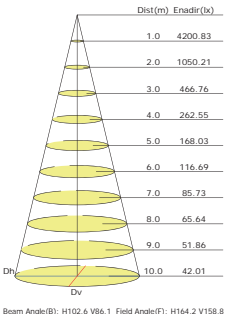


HSL DC200E135W16400LMV50K

Luminous Intensity Distribution Curve

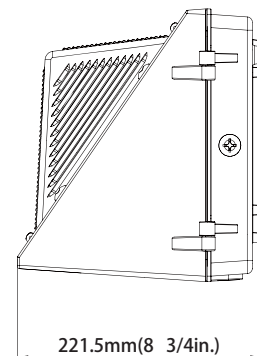
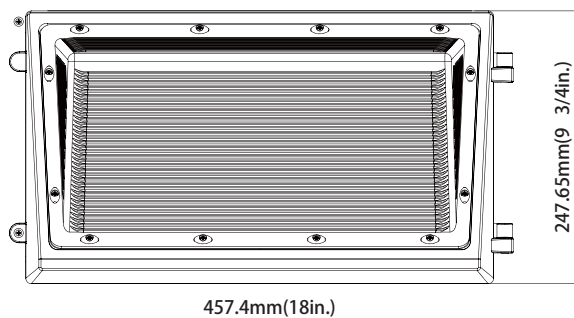


Illuminance at a Distance



Dimensions

All dimensions are inches. Specifications subject to change without notice



ORDERING INFORMATION

Example: HSL DC200SR90W9900LMV50K

HSL DC200SR

Series

HSL DC200SR

90W9900L

Wattage and Lumen

90W9900L 90 System Watts,
9900 Delivered Lumens

135W15400L 135 System Watts,
15400 Delivered Lumens

MV

Driver

MV Multi - Volt
120V-277V

50K

Kelvin Temperature

50K 5000K